

AC264

AC267

Miniature slip ring capsules in various circuit configurations

Description

A slip ring capsule can be used in any electromechanical system that requires unrestrained, intermittent or continuous rotation while transferring power and / or data.

Miniature slip ring capsule assemblies economically address both critical space and weight limitations. Each assembly includes the rotor, brush blocks, frame, ball bearings and dust cover. Existing designs are available or we can custom design slip rings to meet your specific requirement.

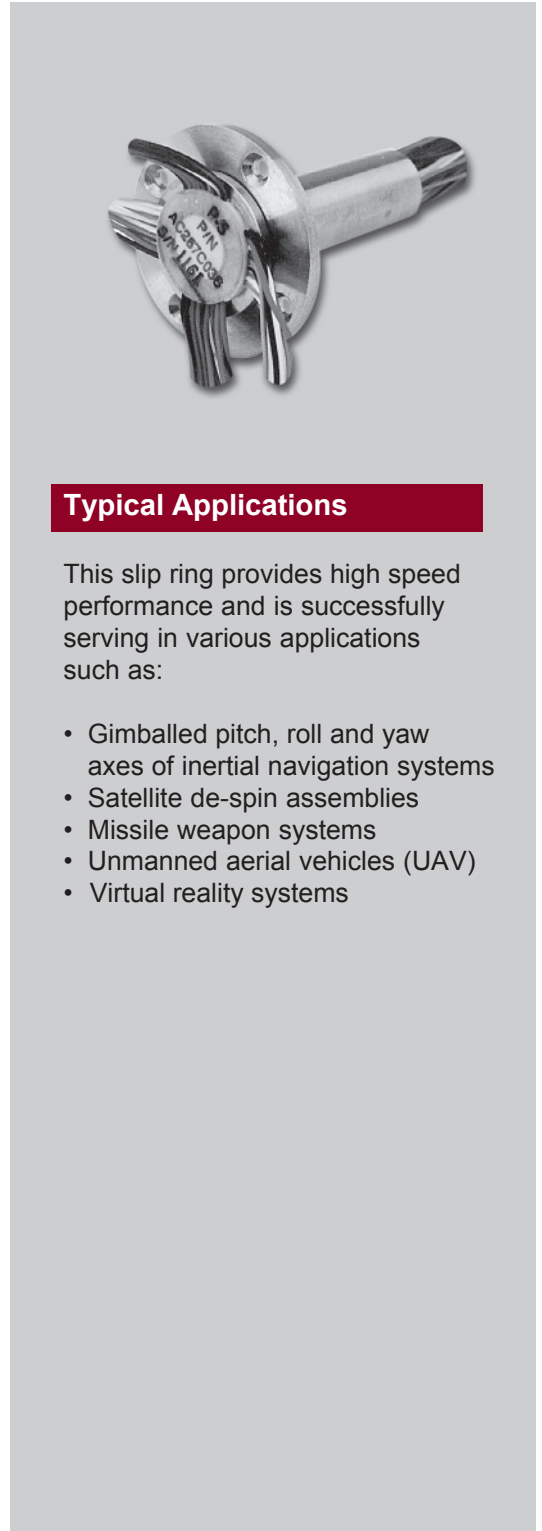
Although originally designed for commercial uses, the miniature slip ring capsule is well suited for many military applications.

Features

- Rugged stainless steel housing
- Up to 60 rings can be packaged in a self-contained envelope 1.957" long and .50" barrel diameter.
- Gold-on-gold sliding contact technology
- Up to 100 rpm operation
- Low noise. As low as 25 milliohms
- Long life. Several million total revolutions at speeds up to 60 rpm have been obtained

Benefits

- Precise, tight packaging capabilities for meeting stringent design criteria
- Proprietary plating techniques provide improved reliability, longer life and increased efficiency
- Unique signal handling performance to minimize noise and increase speed
- Configuration flexibility allows for packaging from 16 to 60 circuits



Typical Applications

This slip ring provides high speed performance and is successfully serving in various applications such as:

- Gimballed pitch, roll and yaw axes of inertial navigation systems
- Satellite de-spin assemblies
- Missile weapon systems
- Unmanned aerial vehicles (UAV)
- Virtual reality systems

Contact: Switzerland and Liechtenstein

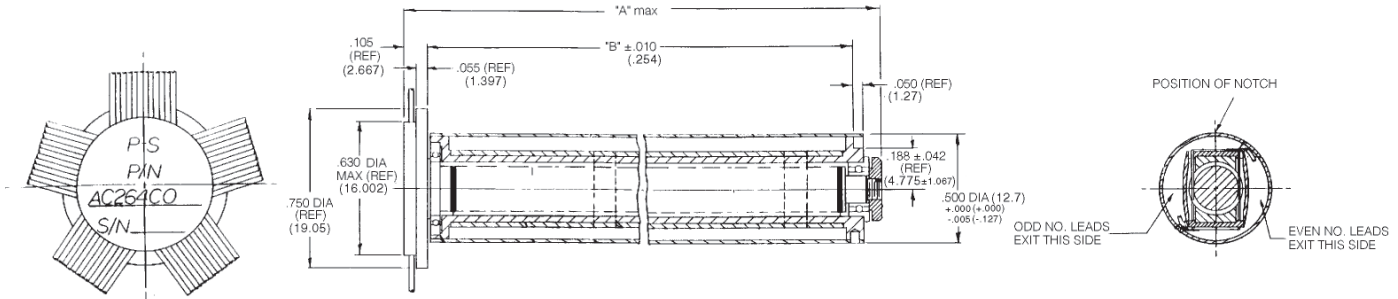
Peromatic GmbH

Gubelstrasse 28 CH-8050 Zürich
rue Confédération 29 CH-2300 La Chaux-de-Fonds
info@peromatic.ch www.peromatic.ch

Fon +41-(0)43 300 60 60 Fax +41-(0)43 300 60 79
Fon +41-(0)32 927 37 20 Fax +41-(0)32 927 37 22

Miniature Slip Ring Capsules

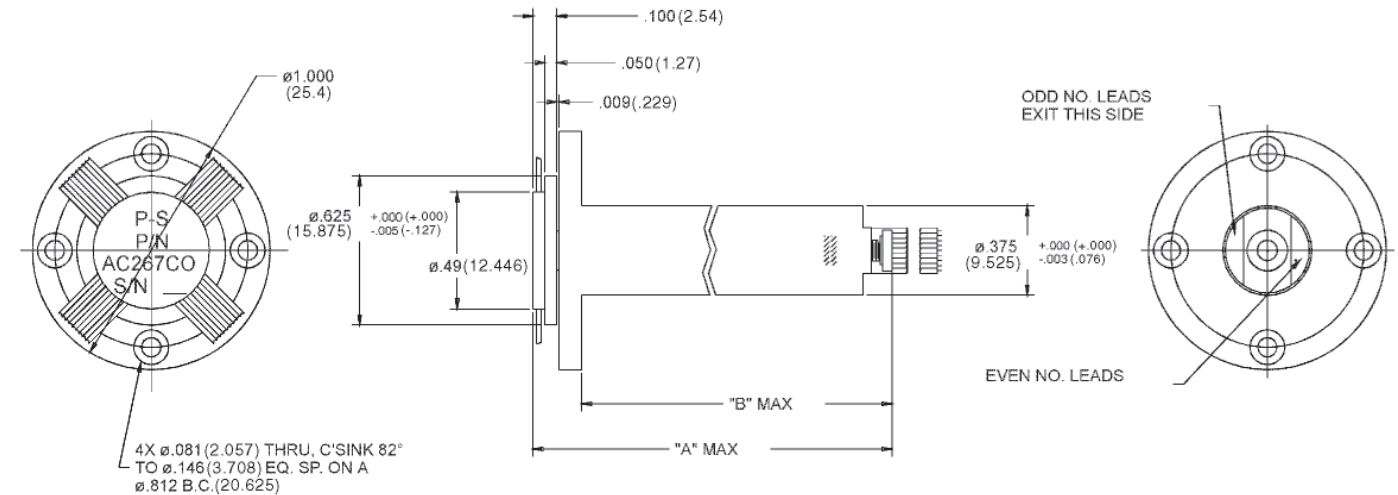
AC264



Specifications	
Current Rating	.8 amp per circuit
Lead Size	30 AWG
Dielectric Strength	500 VAC
Isulation Resistance	1000 mohms @ 500 VDC
Circuit Resistance	265 mohms with 12" leads both ends
Starting Torque	2 grams-centimeters max per circuit
Noise	50 mohms tested @ 5 rpm test current 50 MA

No. of Circuits	"A" Dimension	"B" Dimension
20	1.04 (26.3)	0.757 (19.2)
30	1.34 (33.9)	1.057 (26.8)
40	1.64 (41.5)	1.357 (34.5)
50	1.94 (49.1)	1.657 (42.1)
60	2.24 (56.8)	1.957 (49.7)a

AC267



Specifications	
Current Rating	.8 amp per circuit
Lead Size	30 AWG
Dielectric Strength	500 VAC
Isulation Resistance	1000 mohms @ 500 VDC
Circuit Resistance	270 mohms with 12" leads both ends
Starting Torque	1.5 grams-centimeters max per circuit
Noise	25 mohms tested @ 5 rpm with test current 100 MA

No. of Circuits	"A" Dimension	"B" Dimension
16	0.91 (23.2)	0.71 (18.0)
20	1.03 (26.2)	0.83 (21.0)
24	1.15 (29.3)	0.95 (24.1)
28	1.27 (32.3)	1.07 (27.1)
32	1.39 (35.4)	1.19 (30.2)
36	1.51 (38.4)	1.31 (33.2)

* Dimensions are in inches (millimeters)